


your water quality information

consumer confidence report




This report contains important information about your drinking water.
Este informe contiene información muy importante sobre su agua potable.
Tradúzcalo ó hable con alguien que lo entienda bien.

SUEZ
ALLENDALE OPERATIONS



our commitment to you

**Dear
Customer,**



SUEZ has partnered with the Borough of Allendale to operate and maintain Allendale's water system. Through the partnership, the Borough retains ownership of the water infrastructure assets and sets rates. SUEZ, as contract operator, provides the day to day management of the water system. These organizations work together to provide you with water that meets — and often surpasses — all the health and safety standards set by the United States Environmental Protection Agency (EPA) and the New Jersey Department of Environmental Protection (NJDEP).

At SUEZ, we are dedicated to providing you and your family with water that is safe and healthy. We regularly test water samples to be sure that your water meets the safety standards. All test results are on file with the New Jersey Department of Environmental Protection (NJDEP), the agency that monitors and regulates drinking water quality in our state. The United States Environmental Protection Agency (EPA) and the NJDEP establish these regulations. They also require water suppliers to provide an annual Consumer Confidence Report (CCR) for their customers.

This CCR provides important information about your drinking water. Please read it carefully and feel free to call us at 855.367.6708 if you have any questions about your water or your water service. Or, you can call the EPA Safe Drinking Water Hotline at 800.426.4791. If you have specific questions about water as it relates to your personal health, we suggest that you contact your health care provider. If you would like to discuss your water-related matter with the Allendale Borough Council, please call the Borough Clerk's Office at 201.818.4400 for a schedule of meetings.

Sincerely:



Laurent Carrot
Vice President & General Manager, New Jersey Operations

Bottled Water or Tap Water?

Drinking water, including bottled water, may reasonably be expected to contain at least small amounts of some contaminants. The presence of contaminants does not necessarily indicate that the water poses a health risk. More information about contaminants and potential health effects can be obtained by calling the EPA Safe Drinking Water Hotline at 800.426.4791.

The sources of drinking water (for both tap and bottled water) include rivers, lakes, streams, ponds, reservoirs, springs and wells. As water travels over the surface of the land or through the ground, it dissolves naturally occurring minerals, and, in some cases, radioactive material, and can pick up substances resulting from the presence of animals or human activity. Contaminants that may be present in source water include:

- **Microbial contaminants, such as viruses and bacteria, which may come from sewage treatment plants, septic systems, agricultural livestock operation, and wildlife.**
- **Inorganic contaminants, such as salts and metals, which can be naturally-occurring or result from urban storm water runoff, industrial or domestic wastewater discharges, oil and gas production, mining or farming.**
- **Pesticides and herbicides, which may come from a variety of sources such as agriculture, urban storm water runoff, and residential uses.**
- **Organic chemical contaminants, including synthetic and volatile organic chemicals, which are byproducts of industrial processes and petroleum production, and can also come from gas stations, urban storm water runoff, and septic systems.**
- **Radioactive contaminants, which can be naturally-occurring or be the result of oil and gas production and mining activities.**

In order to ensure that the water is safe to drink, the EPA prescribes regulations, which limit the amount of certain contaminants in water provided by public water systems. Food and Drug Administration regulations establish limits for contaminants in bottled water, which must provide the same protection for public health. So, what's the bottom line? If bottled and tap water meet the federal standards, they are both safe to drink. However, your tap water is substantially less expensive than bottled water.

SUEZ

taking care of our water

about your water supply

In Allendale, customers receive their water from five local ground water wells and surface water reservoirs, which include Oradell Reservoir, Woodcliff Lake, and Lake Tappan in Bergen County, New Jersey and Lake DeForest in Rockland County, New York. Water from these surface supplies are treated to meet safe drinking water standards at our Haworth Water Treatment Plant. Lake DeForest and Lake Tappan reservoirs are located on the upper or freshwater portion of the Hackensack River. Woodcliff Lake is located on the Pascack Brook, while the Oradell reservoir is fed by both the Hackensack River and the Pascack Brook. Together they hold about 14 billion gallons of water and cover nearly 6,000 acres.

In addition, we are partners with the North Jersey District Water Supply Commission in the Wanaque South Project. This is a regional network of pipelines, pumping stations and reservoirs that can provide up to 60 million gallons of water per day to our customers.

From time to time, you may receive water from sources through interconnections with other water suppliers including the Boonton, Wanaque and Monksville reservoirs. You may also receive treated water from our Jersey City Operations, New York Operations, the Park Ridge Water Department, the Passaic Valley Water Commission or the Ridgewood Water Department.

The Borough of Allendale maintains emergency interconnections with the Borough of Ramsey and the Village of Ridgewood. Allendale has two water storage tanks, including the 1 million gallon Fairhaven Tank and a 400,000 gallon elevated water storage tank located in Ramsey.

EPA Safe Drinking Water Hotline: 800.426.4791

about the treatment process

The Allendale wells are treated with chlorine for disinfection. Water from Allendale well numbers 2, 4, and 15 are also treated at the New Street Water Treatment Plant for removal of volatile organic compounds.

Water from SUEZ' treatment plant in Haworth, New Jersey, uses ozone, a form of oxygen, to purify the water and high-rate dissolved air flotation (DAF) for sedimentation clarification. State-of-the-art DAF technology facilitates improved water quality, enhanced service reliability, reduced chemical and energy usage, and the protection of sensitive ecosystems. Water treated at the plant is also filtered and contains a small amount of chloramine — a combination of chlorine and ammonia — to help ensure the safety of your water. The water you receive from wells or interconnections with other water suppliers is purified with chlorine. To further ensure the safety of your water, we monitor it before, during and after the treatment process.

use water wisely

Water is a precious natural resource and we encourage our customers to use it wisely. So stop pouring water — and money — down the drain. Our conservation program can help reduce your water use by up to 25 percent. It will also help you save money on your water and energy bills. The more you conserve, the more you save!

water quality

Some people may be more vulnerable to contaminants in drinking water than the general population. Immuno-compromised persons, such as persons with cancer undergoing chemotherapy, persons who have undergone organ transplants, people with HIV/AIDS or other immune system disorders, some elderly, and infants can be particularly at risk from infections. These people should seek advice about drinking water from their health care providers. EPA/CDC guidelines on appropriate means to lessen the risk of infections by cryptosporidium and other microbial contaminants are available from the Safe Drinking Water Hotline at 800.426.4791.

water quality table

The following tables show how the quality of your drinking water compared to the primary standards set by the EPA and the NJDEP as outlined in the Safe Drinking Water Act.. The state allows monitoring for some contaminants less than once a year because these results do not change frequently. Therefore, some data, though representative, are more than one year old.

primary standards – Directly related to the safety of drinking water

Inorganic Chemicals	MCLG	MCL	Highest Result	Range of Results	Violation	Likely Source
Antimony ppb	6	6	3.2	ND – 3.2	No	Discharge from petroleum refineries; fire retardants; electronics; solder
Barium ppm	2	2	0.29	0.03 – 0.29	No	Discharge of drilling wastes; discharge from metal refineries; erosion of natural deposits
Fluoride ppm	4	4	0.28	ND – 0.28	No	Discharge from steel and pulp mills; erosion of natural deposits
Nitrate as a nitrogen ppm	10	10	3.77	0.04 – 3.77	No	Runoff from fertilizer usage; leaching from septic tanks, sewage; erosion of natural deposits
Nitrite as a nitrogen ppm	1	1	0.02	ND – 0.02	No	Runoff from fertilizer usage; leaching from septic tanks, sewage; erosion of natural deposits

Lead and Copper	MCLG	AL	90 th Percentile	Samples > AL	Exceedance of Action Level	Likely Source
Copper ppm	1.3	1.3	0.4	0	No	Corrosion of household plumbing
Lead ppb	0	15	6.5	2	No	Corrosion of household plumbing; erosion of natural deposits

Turbidity	MCLG	MCL	Level Found	Range of Detections	Violation	Likely Source
Turbidity NTU	NA	TT=1NTU TT=95% <0.3NTU	0.26 100.0%	0.03 - 0.26 NA	No	Soil run-off

Radionuclides (2014)	MCLG	MCL	Highest Result	Range of Results	Violation	Likely Source
Uranium ppb	0	30	1.87	ND – 1.87	No	Erosion of natural deposits

Organic Chemical (volatile)	MCLG	MCL	Highest Result RAA	Range of Results	Violation	Likely Source
tetrachloroethylene ppb	0	1	0.5	ND – 2.0	No	Discharge from factories and dry cleaners

Organic Disinfection By-products – Stage 2	MCLG	MCL	Highest LRAA Result	Range of Results	Violation	Likely Source
HAA5 ppb (Total Haloacetic Acids)	N/A	60	16.9	ND – 39.5	No	Disinfection by-product
THM4 ppb (Total Trihalomethanes)	N/A	80	38.6	17.2 – 72.7	No	Disinfection by-product

Disinfectant Residual	MCLG	MCL	Lowest Ratio RAA	Range of Ratio	Violation	Likely Source
TOC Removal Ratio (RAA)	NA	NA	1.09	0.85 – 1.49	No	Naturally present in the environment

Disinfectant Residual	MRDLG	MRDL	Highest Result RAA	Range of Results	Violation	Likely Source
Chlorine/Chloramines ppm	4	4.0	1.08	ND – 3.39	No	Water additive used to control microbes

Disinfectant Residual	MCLG	MCL	Highest Result RAA	Range of Results	Violation	Likely Source
Bromate ppb	0	10	1.7	ND – 2.2	No	By-product of drinking water disinfectant

unregulated substances – For which the EPA requires monitoring

Unregulated contaminants are those for which the EPA has not established drinking water standards. The purpose of unregulated contaminant monitoring is to assist the EPA and DEP in determining the occurrence of unregulated contaminants in drinking water and whether regulation is warranted.

For more information on the current Unregulated Contaminant Monitoring Rule (UCMR) and associated contaminants, please visit the following link, courtesy of American Water Works Association (AWWA):
<http://www.drinktap.org/home/water-information/water-quality/ucmr3.aspx>

Substance (2013-2015)	MCLG	MCL	Highest Result	Range of Results	Violation	Likely Source
Chromium ppb	NA	100	0.47	ND – 0.47	No	Prevalent natural element
Strontium ppb	NA	NA	170	110 – 170	No	Naturally occurring element
Vanadium ppb	NA	NA	0.44	ND – 0.44	No	Naturally occurring element
1,4-Dioxane ppb	NA	NA	0.072	ND – 0.072	No	Used as a solvent, cleaning agent, chemical stabilizer, surface coating, adhesive agent, and an ingredient in chemical manufacture
Chlorate ppb	NA	NA	300	110 – 300	No	Known by-product of the drinking water disinfection process, forming when sodium hypochlorite or chlorine dioxide are used in the disinfection process
Chromium (VI) ppb	NA	NA	0.33	0.03 – 0.33	No	Industries that process or use chromium, chromium compounds, or chromium processes

secondary standards – Related to the aesthetic quality of drinking water

Secondary standards are non-mandatory guidelines to assist public water systems for aesthetic considerations, such as taste, color and odor. These contaminants are not considered to present a risk to human health.

Substance	NJ RUL	Highest Result	Range of Results	Likely Source
Alkalinity ppm	NA	189	62 - 189	Natural mineral
Aluminum ppb	200	186	ND – 186	Treatment process
Calcium ppm	NA	83	26 – 83	Natural mineral
Chloride ppm	250	288	97 – 288	Natural mineral, road salt
Color CU	10	25	3 – 25	Natural mineral, organic matter
Hardness as CaCO3 ppm	250	339	98 – 339	Natural mineral
Iron ppb	300	17	ND – 17	Erosion of natural deposits, and oxidation of iron components
Manganese ppb	50	20	ND – 20	Erosion of natural deposits
Odor TON	3	3C	N – 3C	Natural characteristic
pH	6.5-8.5	8.40	7.26 – 8.40	Treatment process
Sodium* ppm	50	108	50 – 156	Natural mineral, road salt
Specific Conductance, umhos	NA	1258	494 – 1258	Natural Mineral
Sulfate ppm	250	32	15 – 32	Natural mineral
Total Dissolved Solids ppm	500	912	248 – 912	Natural mineral

*Sodium

SUEZ was above the Recommended Upper Limit (RUL) for sodium. For healthy individuals, the sodium intake from water is not important because a much greater intake of sodium takes place from salt in the diet. However, sodium levels above the RUL may be of concern to individuals on a sodium restricted diet. Highest Result is based on the Running Annual Average (RAA), due to multiple samples collected for Sodium during 2015. Please see additional sodium information on page 6.

water for your health

sodium and your drinking water

SUEZ routinely monitors the drinking water to ensure that it meets the standards set by the United States Environmental Protection Agency (EPA) and the New Jersey Division of Environmental Protection (DEP). While the EPA does not have a maximum level for sodium in drinking water, the NJDEP has a recommended upper limit (RUL) of 50 parts per million (ppm).

2015 test results show that SUEZ exceeded the recommended upper limit for sodium. The highest running annual averages at the Haworth Water Treatment Plant and the Upper Saddle River wells were 108 ppm and 87 ppm, respectively, with a range of results of 50 ppm to 156 ppm.

The first two months of 2016 test results show that SUEZ exceeded the recommended upper limit for sodium. The highest running annual average at the Haworth Water Treatment Plant and the Upper Saddle River wells were 79 ppm and 75 ppm, respectively, with a range of results of 50 ppm to 99 ppm.

According to the DEP, for healthy individuals, the sodium intake from water is not important because a much greater intake of sodium takes place from salt in the diet. However, elevated levels of sodium may be a concern for persons on a sodium restricted diet. If you have any concerns, please consult your health care provider.

Road salt run-off affecting our source water quality is the leading cause of elevated sodium levels in the drinking water supply. We are meeting with communities within our source water area to discuss options for minimizing use of and/or alternatives to road salt.

For more information, please call 1.800.422.5987.

State Water System ID#: 0238001 (Haworth Plant and Upper Saddle River Wells)
State Water System ID# NJ0201001 (Allendale System)



definitions

Action Level (AL): The concentration of a contaminant which, if exceeded, triggers treatment or other requirements which a water system must follow.

CU: Color unit.

Maximum Contaminant Level (MCL): The highest level of a contaminant that is allowed in drinking water. MCLs are set as close to the MCLGs as feasible using the best available treatment technology.

Maximum Contaminant Level Goal (MCLG): The level of a contaminant in drinking water below which there is no known or expected risk to health. MCLGs allow for a margin of safety.

Maximum Residual Disinfectant Level (MRDL): The highest level of a disinfectant allowed in drinking water. There is convincing evidence that addition of disinfectant is necessary for control of microbial contaminants.

Maximum Residual Disinfectant Level Goal (MRDLG): The level of a drinking water disinfectant below which there is no known or expected risk to health. MRDLGs do not reflect the benefits of the use of disinfectant to control microbial contamination.

NA: Not applicable.

ND: Not detected.

NJ RUL: New Jersey Recommended Upper Limit

NTU: Nephelometric Turbidity Unit.


ppb Parts per billion: The equivalent of one second in 32 years.

ppm Parts per million: The equivalent of one second in 12 days

pCi/L Picocuries per liter: The equivalent of one second in 32 million years, recommendations, not mandates.

TON: Threshold Odor Number.

Treatment Technique (TT): A required process intended to reduce the level of a contaminant in drinking water.



special consideration regarding children, pregnant women, nursing mothers and others

Children may receive a slightly higher amount of a contaminant present in the water than do adults, on a body weight basis, because they may drink a greater amount of water per pound of body weight than do adults. For this reason, reproductive or developmental effects are used for calculating a drinking water standard if these effects occur at lower levels than other health effects of concern. If there is insufficient toxicity information for a chemical (for example, lack of data on reproductive or developmental effects) an extra uncertainty factor may be incorporated into the calculation of the drinking water standard, thus making the standard more stringent to account for additional uncertainties regarding these effects. In cases of lead and nitrate, effects on infants and children are the health endpoints upon which standards are based.

register for ebilling

By choosing paperless ebilling you will help protect and preserve our natural resources. Your ebill will be sent directly to your email inbox. It has the added benefit of allowing you to pay the bill directly from your bank account free of charge. To register for eBilling visit www.mysuezwater.com/my-account/paperless-billing or call customer service at (855) 367-6708.

lead and your drinking water

If present, elevated levels of lead can cause serious health problems, especially for pregnant women and young children. Your water is lead free when it leaves our treatment plant. Lead in drinking water is primarily from materials and components associated with service lines and home plumbing. SUEZ is responsible for providing high quality drinking water, but can not control the variety of materials used in plumbing components. When your water has been sitting for several hours, you can minimize the potential for lead exposure by flushing your tap for 30 second to 2 minutes before using water for drinking and cooking. If you are concerned about lead in your water, you may wish to have your water tested. Information on lead in drinking water, testing methods, and steps you can take to minimize exposure is available from the Safe Drinking Water hotline at 800.426.4791 or at <http://www.epa.gov/safewater/lead>.

Frequently asked questions about lead in drinking water can be found here:

https://www.mysuezwater.com/sites/default/files/SUEZ_8.5x11_Lead_FAQ.pdf

waiver information

The Safe Drinking Water Act (SDWA) regulations allow monitoring waivers to reduce or eliminate the monitoring requirements for asbestos and synthetic organic chemicals (SOCs). Our system received monitoring waivers for SOCs because we are not vulnerable to this type of contamination.

susceptibility ratings for Allendale water sources

The New Jersey Department of Environmental Protection (NJDEP) has completed and issued the Source Water Assessment Report and Summary for this public water system, which is available at www.state.nj.us/dep/swap or by contacting the NJDEP, Bureau of Safe Drinking Water at 609.292.5550.

The table below illustrates the susceptibility rating for each individual source for each of the contaminant categories in the Allendale water system. For susceptibility ratings of purchased water, refer to the specific water system's source water assessment report. The table provides ratings of high (H), medium (M), or low (L) for each contaminant category. The numbers in each column refer to the number of sources with that rating. **If a system is rated highly susceptible for a contaminant category, it does not mean a customer is or will be consuming contaminated drinking water. The rating reflects the potential for contamination of source water, not the existence of contamination.** Public water systems are required to monitor for regulated contaminants and to install treatment if any contaminants are detected at frequencies and concentrations above allowable levels. As a result of the assessments, NJDEP may customize (change existing) monitoring schedules based on the susceptibility ratings.

If you have questions regarding the source water assessment report or summary please contact the Bureau of Safe Drinking Water at swap@dep.state.nj.us or 609.292.5550. The source water assessment performed on our three sources of water determined the following:

Source Name	Pathogens Rating			Nutrients Rating			Pesticides Rating			VOCs Rating			Inorganics Rating			Radionuclides Rating			Radon Rating			DBPs Rating		
	H	M	L	H	M	L	H	M	L	H	M	L	H	M	L	H	M	L	H	M	L	H	M	L
Allendale Wells		4	1	3	2			2	3	4		1	3	2		1	4		5			1	4	
UWNJ – Wells	2	5	1	5	3			4	4	7		1	8			5	3		8			2	6	
UWNJ – Surface Intakes	6			2	4			1	5	2	3	1	5	1				6			6	6		

Pathogens: Disease-causing organisms such as bacteria and viruses. Common sources are animal and human wastes.

Nutrients: Compounds, minerals and elements that aid growth, that are both naturally occurring and man-made. Examples include nitrogen and phosphorus.

Volatile Organic Compounds (VOCs): Man-made chemicals used as solvents, degreasers, and gasoline components. Examples include benzene, methyl tertiary butyl ether (MTBE), and vinyl chloride.

Pesticides: Man-made chemicals used to control pests, weeds and fungus. Common sources include land application and manufacturing centers of pesticides. Examples include herbicides such as atrazine, and insecticides such as chlordane.

Inorganics: Mineral-based compounds that are both naturally occurring and man-made. Examples include arsenic, asbestos, copper, lead, and nitrate.

Radionuclides: Radioactive substances that are both naturally occurring and man-made. Examples include radium and uranium.

Radon: Colorless, odorless, cancer-causing gas that occurs naturally in the environment. For more information go to <http://www.nj.gov/dep/rpp/radon/index.htm> or call 800.648.0394.

Disinfection Byproduct Precursors (DBPs): A common source is naturally occurring organic matter in surface water. Disinfection byproducts are formed when the disinfectants (usually chlorine) used to kill pathogens react with dissolved organic material (for example leaves) present in surface water.

SUEZ
461 From Road, Suite 400
Paramus, NJ 07652
www.mysuezwater.com

CONSUMER CONFIDENCE REPORT
SUEZ
 Allendale Operations
 (PWSID #NJ0201001)
 2015 CCR

